

Section 02

Getting Started with Distance Learning

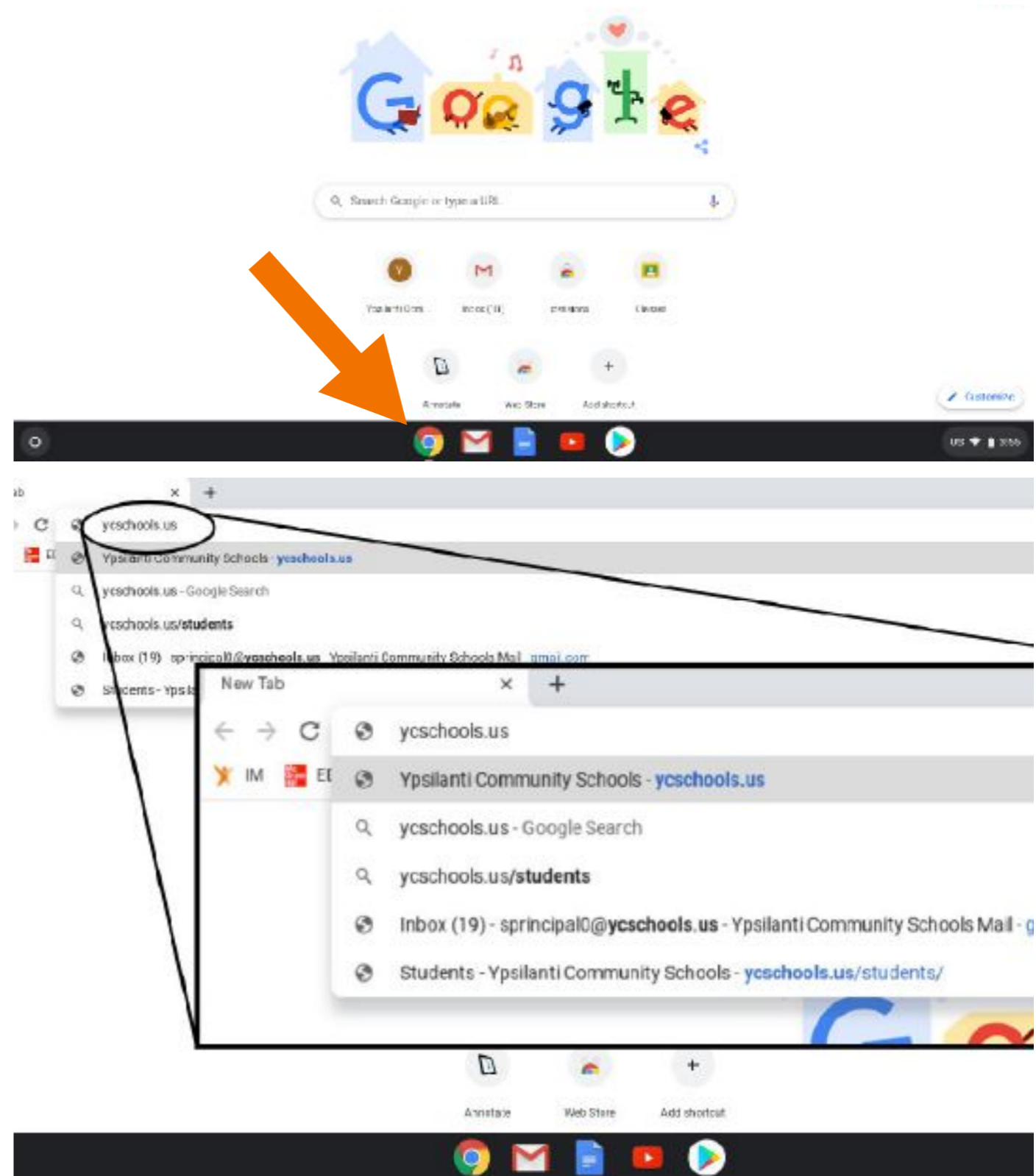
02 Getting Started - Symbaloo

Using Symbaloo to Get Started

Distance learning greatly expands the opportunities available to students but with more options comes greater opportunity for confusion. Symbaloo provides a starting place that organizes all of the resources you will need in one place.

Launch the Chrome web browser by clicking Chrome icon 🌐.

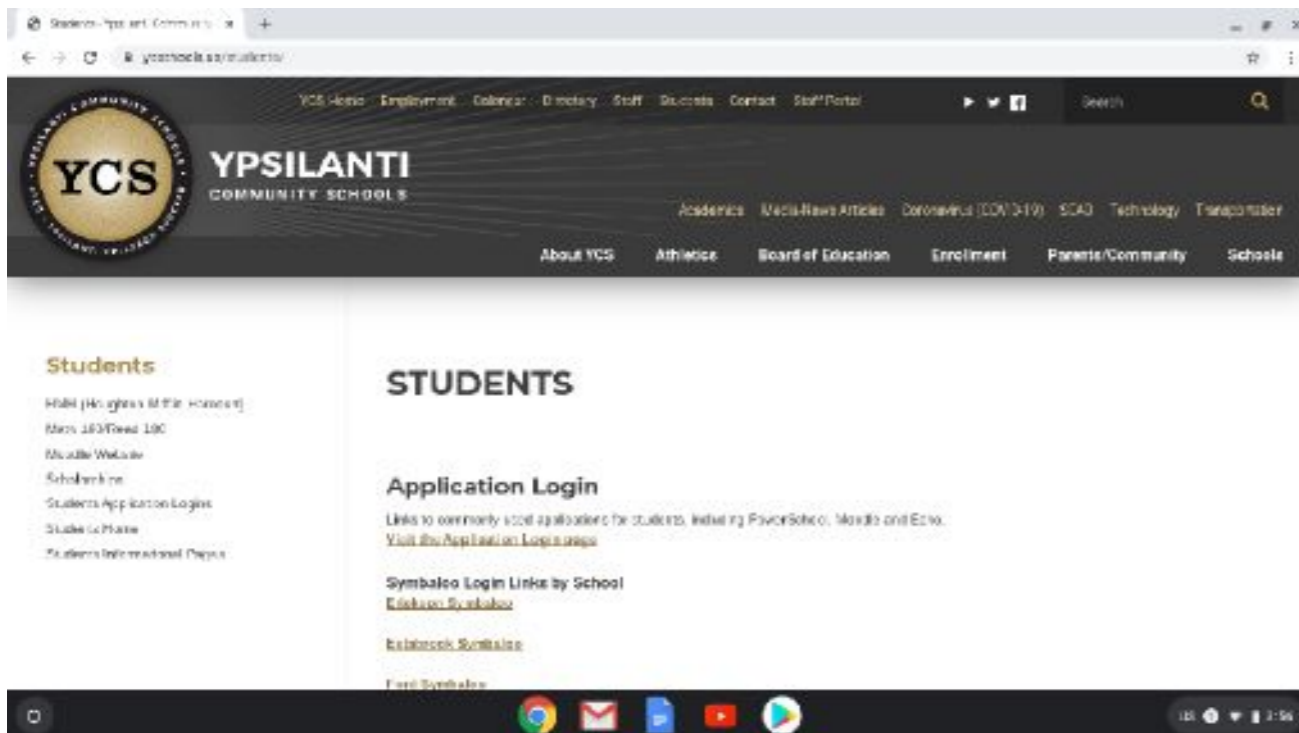
At the top bar navigate to the YCS website (ycschools.us). You only need to type in the website and then press enter to load the website.



02 Getting Started - Symbaloo



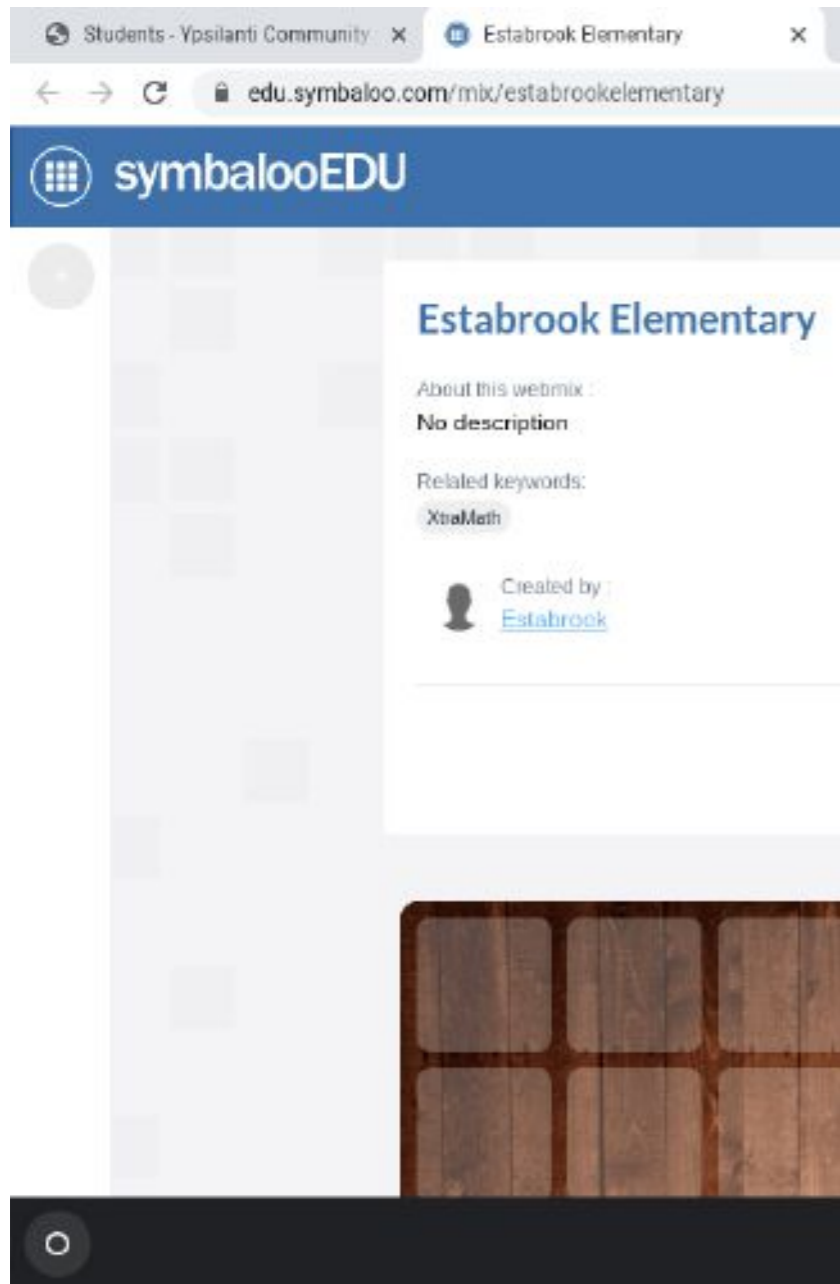
When the YCS District page loads, click on the Student link.



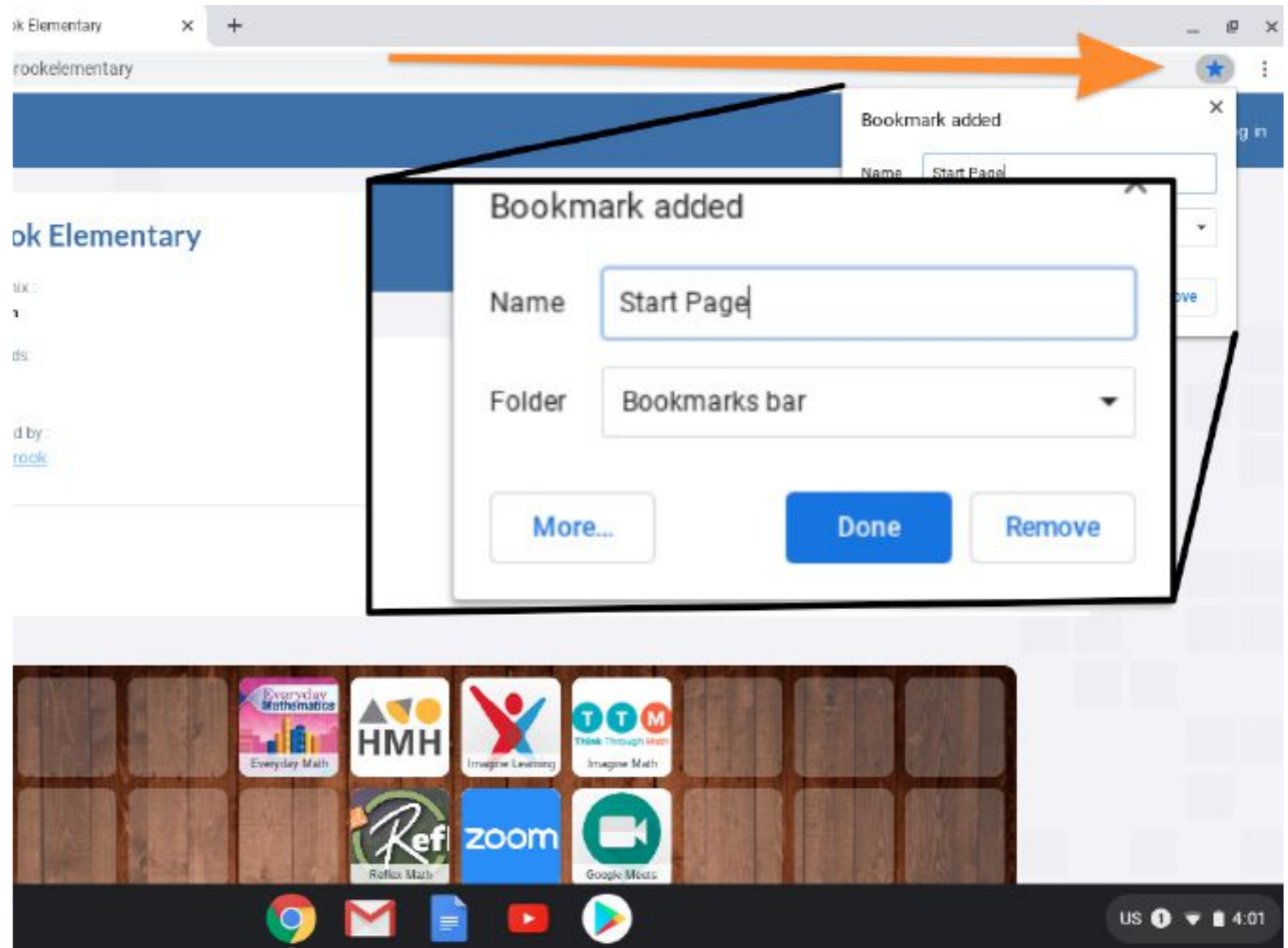
This page is a place where you can always go for student resources. There are a number of great links on this page to explore.

To find the Symbaloo links, scroll down the page and there will be a list of Symbaloo links for each specific building in the district. Find the building where your student(s) are enrolled to bring up the specific Symbaloo site that is relevant to you.

02 Getting Started - Symbaloo



For example, if your student is enrolled at Estabrook Elementary and you click on Estabrook, a Symbaloo page specific to that school will load.



However, rather than repeating all of those steps every single time you want to access this page let's set a bookmark to make it easier to return. To do that, find the "star" icon near the top right hand corner. When you click on it a prompt will appear asking you to put a name to this bookmark and where you want to store it.

Let's call it Start Page and save it on the Bookmark Bar.

02 Getting Started - Symbaloo

Donec quis nunc

k Elementary

3

In addition, let's show this Bookmark Bar so it will be easier to find this link. To do

that 1) find the 3 dots on the right hand side, then 2) hover your mouse over the Bookmark option and select 3) "Show Bookmark Bar".

1

New tab Ctrl+T
New window Ctrl+N
New incognito window Ctrl+Shift+N

History
Downloads Ctrl+J

Bookmarks

Zoom 100% +

Print... Ctrl+P

Cast...

Find... Ctrl+F


More tools

Edit Cut Copy Paste

Settings

Help

2



02 Getting Started - Symbaloo

Now the Bookmark Bar will be visible just below the website bar. Whenever you want to return to this Symbaloo page, you can now click on Start Page link.

Now you should be able to easily access the resources from your school in one central location!

